

Supplementary Data

This supplementary data is a part of a paper entitled "Preparation, Structural Identification and Biomedical Evaluation of Some New Complexes".




Fig S1. Thermogram for (a) AH ligand, (b) $[Ag(AH)(H_2O)_2]NO_3 \cdot 2H_2O$, (c) $[Cu(AH)_2Cl_2] \cdot H_2O$, and (d) $[Zn(AH)Cl_2] \cdot H_2O$ complexes

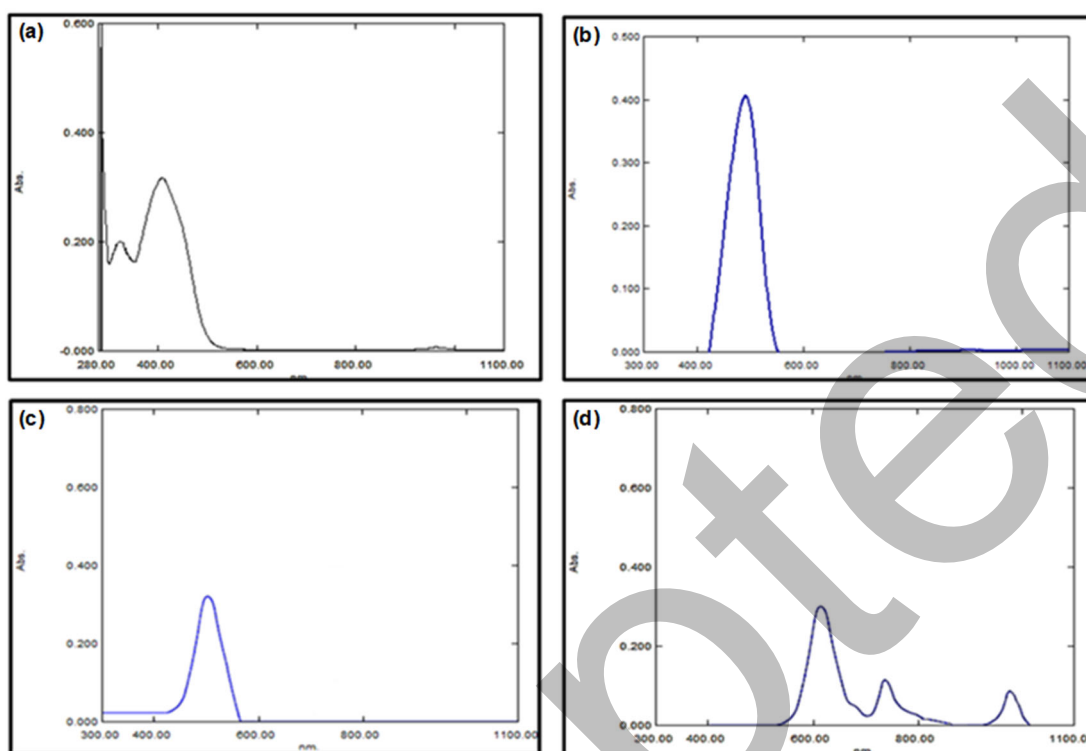


Fig S2. The electronic spectra for the (a) AH ligand, (b) [Ag(AH)(H₂O)₂]NO₃·2H₂O, (c) [Cu(AH)₂Cl₂]·H₂O, and (d) [Zn(AH)Cl₂]·H₂O complexes

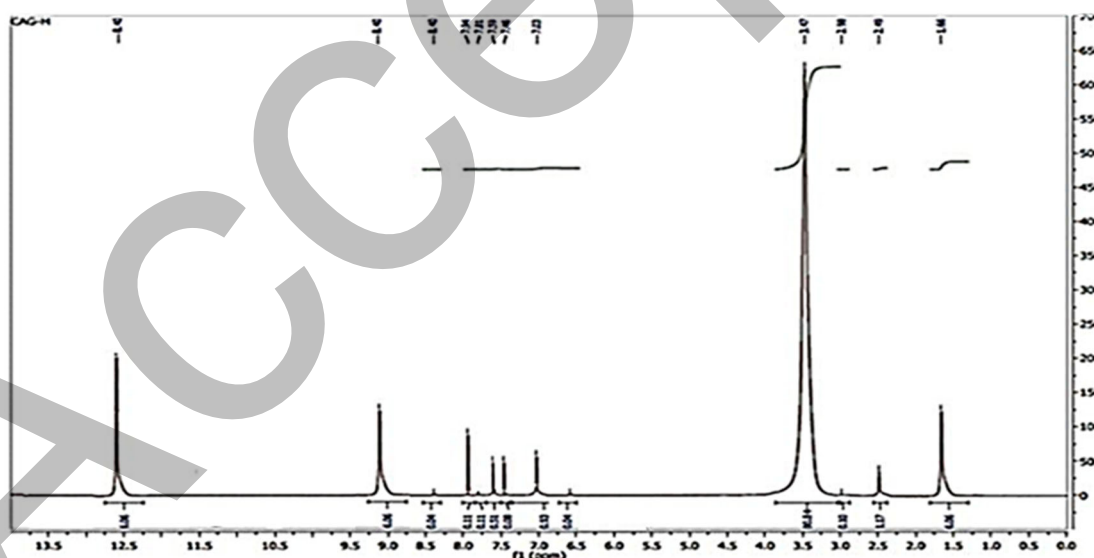


Fig S3. ¹H-NMR spectrum of AH ligand