

Supplementary Data

This supplementary data is a part of a paper entitled “Antibiofilm Efficiency of $\text{CaF}_2/\text{TiO}_2$ Strontium Borate Bioactive Glass Composites against *Pseudomonas aeruginosa* and Gamma Radiation Effect”.

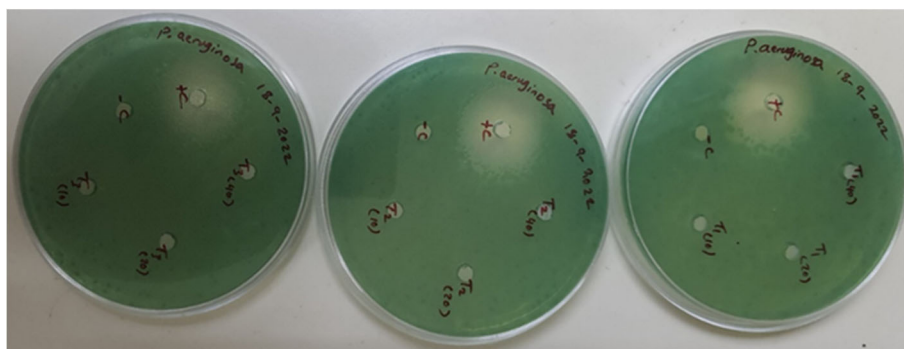


Fig S1. Antibacterial susceptibility test of borosilicate glass samples at concentrations of 10, 20, and 40 mg/mL against *P. aeruginosa*




Fig S2. Minimum inhibitory concentration analysis by micro broth dilution method of borosilicate glass samples: T1 (rows 4–6), T2 (rows 7–9), T3 (rows 10–12), ciprofloxacin (rows 2 and 3), and negative control (row no. 1)




Fig S3. Biofilm inhibition assay by tube method of borosilicate glass samples against *P. aeruginosa*




Fig S4. Biofilm inhibition assay by tube method of borosilicate glass samples (T1 and T3) after exposure to radiation against *P. aeruginosa*